

Applique is so much fun and looks a lot harder then it is.  
I love using applique on towels and sweatshirts and other fabrics which are difficult to embroidery on.

### Fool proof easy 3 step applique

- 1.Sew fabric guide outline
- 2.Sew secure stitch outline
- 3.Sew finish stitch outline



1. Sew guide stitch



2. Lay fabric over guide stitch



3.Sew secure stitch



4. Trim close to stitching



5 .Continue sewing


This set has a real tassel and fringe on the scarf. This is all done in the design and only requires you to cut the bobbin thread and pull the thread out from the front. You can leave it loopy or trim for a stringy look.



1. Once finished sewing entire design, turn design to back.



2.Cut bobbin thread



4.Pull stitch out to create tassel



Scarf fringe is done the same way.

Clip Art BY



## Color Guides

Shown sewn with [Poodle Fleece](#)

### Design 1 H 4.92 X W 6.40



1. Gold (Guide Stitch)
- Star Fabric
2. Gold (Secure Stitch)
- Trim
3. Gold
4. Gray
- 5 .Sage Green (Guide Stitch)
- Tree Fabric
6. Sage Green (Secure Stitch)
- Trim
7. Sage Green
- Gold
8. Red (Guide Stitch)
- Banner Fabric
9. Red (Secure Stitch)
- Trim
10. Red
11. Black
12. Silver (Guide Stitch)
- Lamb Fabric

### Design 2 H 3.55 X W 3.85



1. Black
2. Silver (Guide Stitch)
- Lamb Fabric
3. Silver (Secure Stitch)
- Trim
4. Silver
5. Red (Guide Stitch)
- Blanket Fabric
- 6 . Red (Secure Stitch)
- Trim
- 7 . Red
8. Sage Green
9. Gold
10. Red
11. Black
12. Silver
13. White

13.Silver (Secure Stitch)  
Trim  
14.Silver  
15.Red  
16.Black  
17.Country Blue  
18.Silver

**Design 3**  
H 3.40 X W 3.95



1.Black  
2.Silver (Guide Stitch)  
Lamb Fabric  
3.Silver (Secure Stitch)  
Trim  
4.Silver  
5.Sage Green  
5.Red (Guide Stitch)  
Scarf Fabric  
6 . Red (Secure Stitch)  
Trim  
7 . Red  
8.Tan  
9.Drk Brown  
10.Gray  
11.Black  
12.White  
13. Silver

**Design 4**  
H 5.30 X W 4.85



1.Black  
2.Gold (Guide Stitch)  
Star Fabric  
3 .Gold (Secure Stitch)  
Trim  
4 .Gold  
5 .Gray  
6 .Sage Green (Guide Stitch)  
Tree Fabric  
7 .Sage Green (Secure Stitch)  
Trim  
8 .Sage Green  
Gold  
9 .Red  
10.Country Blue  
11.Silver (Guide Stitch)  
Lamb Fabric  
12 .Silver (Secure Stitch)  
Trim  
13.Silver  
14.Sage Green  
15.Red (Guide Stitch)  
Scarf Fabric  
16 .Red (Secure Stitch)  
Trim  
17.Red  
18.Black  
19.Silver  
20.White

**Design 5**  
H 3.90 X W 2.85



1.Black  
2.Silver (Guide Stitch)  
Lamb Fabric  
3.Silver (Secure Stitch)  
Trim  
4.Silver  
5 .Sage Green (Guide Stitch)  
Wreath Fabric  
6 .Sage Green (Secure Stitch)  
Trim  
7.Sage Green  
8.Red  
9.Silver  
10.White

**Design 6**  
H 4.80 X W 6.80



1.Black  
2.Silver (Guide Stitch)  
Lamb Fabric  
3.Silver (Secure Stitch)  
Trim  
4.Silver  
5 .Sage Green (Guide Stitch)  
Wreath Fabric  
6 .Sage Green (Secure Stitch)  
Trim  
7.Sage Green  
8 .Red (Guide Stitch)  
Blanket Fabric  
9 .Red (Secure Stitch)  
Trim  
10.Red  
11.Green  
12.Gold  
13.Red  
14.Black  
15.Silver  
16.White  
17.Country Blue

**Design 7**  
H 3.17 X W 3.86








1.Black  
2 1.Silver (Guide Stitch)  
Lamb Fabric  
3 .Silver (Secure Stitch)  
Trim  
4 .Silver  
5.Sage Green  
6 .Red (Guide Stitch)  
Scarf Fabric  
7.Red (Secure Stitch)  
Trim  
8.Red  
9.Black  
10.Silver

**Wreath**  
H 3.00 X W 3.00



1.Sage Green (Guide Stitch)  
Fabric  
2.Sage Green (Secure Stitch)  
Trim  
3.Sage Green  
4.Red  
5.Gold

	11.White		
<p><b>Candy Cane</b> H 2.16X W 1.40</p> 	<p>1.White (Guide Stitch) Fabric 2.White (Secure Stitch) Trim 3.White (Satin Stitch Outline) 4.Green 5.Red</p>	<p><b>Corner</b> H 2.50 X W 2.50</p> 	<p>1.Sage Green (Guide Stitch) Fabric 2.Sage Green (Secure Stitch) Trim 3.Sage Green 4.Red 5.Gold</p>
<p><b>Tree</b> H 3.90 X W 3.95</p> 	<p>1.Gold (Guide Stitch) Star Fabric 2.Gold (Secure Stitch) Trim 3.Gold 4.Gray 5.Sage Green (Guide Stitch) Tree Fabric 6.Sage Green (Secure Stitch) Trim 7.Sage Green Gold 8.Red 9.Country Blue 10.Silver</p>	<p><b>Joy</b> H 2.16 X 4.92</p>  <p><b>Noel</b> H 2.16 X 6.85</p> 	<p>1.Silver (Guide Stitch) Sheep Fabric 2.Silver (Secure Stitch) Trim 3.Sage Green (Guide Stitch) Wreath Fabric 4.Sage Green (Secure Stitch) Trim 5.Sage Green 6.Black 7.Silver 8.White (Guide Stitch) Lettering Fabric 9.White (Secure Stitch) Trim 10.White 11.Sage Green 12.Red</p>

**Sew Weird**  
P.O. Box 4314  
Jackson, MI 49204  
517-914-9773

[Home](#) | [Design Sets](#) | [Design Singles](#) | [Favorite Groups](#) | [Friends](#) | [Projects](#) | [About Me](#) | [Contact](#) | [Millimeter Converter](#) | [Legal Notice](#)